

Birmingham Institute of
Art and Design



School of Jewellery

Summer School Short Courses 2011





Welcome to the School of Jewellery, which is positioned within the Faculty of Birmingham Institute of Art and Design at Birmingham City University. Behind its 1890's façade, this unique facility offers an outstanding contemporary environment in which to learn and study. In addition to a full programme covering all aspects of jewellery, silversmithing, horology and gemmology, the School has an enviable range of traditional and cutting edge equipment and technology. It is the largest School of its kind in Europe. We hope you will join us here at BCU on one of our exciting Short Courses.

Professor Jack Cunningham PhD, Head of the School of Jewellery.

The images used in this brochure do not necessarily represent the adjacent course text, however they do depict student work.

Welcome to our 2011 Short Courses Programme.

We are delighted to launch this year's selection of courses at Birmingham City University's renowned School of Jewellery based in the heart of the historic Jewellery Quarter. Short courses are a very important part of the School's wide portfolio of education and training. They offer the opportunity to anyone involved in the Jewellery world or other creative industries to learn highly specialised techniques and approaches in a relatively short time frame. In keeping with our reputation we have once again engaged some of the very best tutors from industry and academia.

Please refer to the programme for further information about each course. Due to the intensive and specialist practical nature of the courses student places are limited to between six and ten students per course, therefore we suggest you reserve your place early to avoid disappointment. We are proud of the School's tradition of training for the Jewellery Industry which dates back to 1890, and we hope that you will find a course from our programme which inspires you to participate.

We look forward to welcoming you to the School of Jewellery.
Gay Penfold, Manager, Jewellery Industry Innovation Centre.

We are here to help you achieve your ambitions. If you find one of our courses inspires you and you need some information about the course's suitability for your particular training needs please contact me for advice.

Dawn Meaden-Johnson, Short Course Co-ordinator.
T: 0121 248 4584 Mon-Thurs 9am to 2:30pm.

Laura Golborne



Students With Disabilities

Birmingham City University's Disability Service aims to enable students with disabilities or learning support needs to make the most of their time at university. We regard disclosure of a disability as a positive thing and think it is important that you feel you can tell us about any disability you may have so we can try to support your individual needs. If you have not made us aware of your disability or you feel you may have a disability please contact the Disability Service on 0121 331 5128 or email disability@bcu.ac.uk Alternatively you can discuss this with our advisor when booking your short course place.

3D SCANNING: FROM OBJECT TO COMPUTER TO MODEL

Tutor:

Keith Adcock

Course fee: £175

Date: 5 July

This course is an ideal opportunity for you to obtain hands-on experience of exciting new 3D technology. During this course you will be shown how to scan and manipulate real-world objects and collect data on their shapes using laser technology to replicate single components. Your data can then be used to construct a computer 3D model suitable for a wide variety of applications such as sculpture or models etc.

You will also learn how to successfully reduce or increase the scale using Computer Aided Design to produce a computer file suitable for building a model for casting. During the course you will also gain practical knowledge about Roland LPX600 and Cimcore Infinite Arm scanning systems. 3D Scanning is not an entirely suitable system for reproducing a complete item of jewellery but it is an extremely useful tool for replicating a variety of single component items across various creative or manufacturing industries. No previous knowledge of CAD is required. **Student numbers are limited to four.**

Keith Adcock has worked for large and small manufacturing jewellers in the jewellery industry for over 25 years initially as a toolmaker/die sinker. He is now senior CAD/CAM technologist at the Jewellery Industry Innovation Centre (JIIC) he is now using CAD/CAM techniques for tooling and casting models, utilising CNC milling and rapid prototyping. Keith is often engaged to teach at the School of Jewellery on specialised CAD and Rapid Prototyping courses.

3D SCANNING INTRODUCTORY DAY:

We can also offer specialist CAD training for individuals or companies at any time subject to tutor availability, please contact us if you would like a quotation for this type of course.

To book a place or to discuss any of our courses:

T: +44 (0) 121 248 4584

Monday to Thursday 9am to 2.30pm

E: dawn.meaden-johnson@bcu.ac.uk

ANODISED ALUMINIUM: EXPLORE IDEAS FOR COLOUR AND TEXTURE

Tutor:

Samantha Chilton

Course fee: £270

Date: 5 & 6 July

This inspiring course will teach you about one of the most exciting areas of contemporary jewellery design. Anodised Aluminium is a decorative material which can be utilised to create a wide variety of stunning effects if used alone, or combined with precious metal. On the first day the tutor will discuss the anodising process, you will then begin exploring the decorative possibilities with the use of colour, pattern, texture and form, for this contemporary material now being used in the jewellery industry. During this course you will also learn how to turn a decorative sample into a stunning press-formed bangle. This two day practical experience is suitable for anyone working creatively and it will create a wealth of ideas for innovative future projects for. All materials are included. No previous jewellery making experience is required.

Samantha Chilton has been working in jewellery, silversmithing and creative industries for over 25 years and she has been involved in all areas of the creative process ranging from design through to final manufacture. In more recent years Samantha has investigated the finishing processes of materials and the

embellishment of a final product through the use of techniques, technologies and diverse materials such as decorative anodised aluminium, coloured titanium and patinated metals. Samantha currently works for the Jewellery Industry Innovation Centre (JIIC) as a specialist in the areas of surface finishing technologies and applications involving a wide variety of new product development work, research, consultancies, and training and she is often engaged to teach on short courses involving her areas of expertise.

Catherine Sleeman



ANTICLASTIC & SYNCLASTIC HAMMERING AND RAISING MASTERCLASS

Tutor: Cynthia Eid

Course fee: £485

Date: 18-22 July

During this exciting five day masterclass, you will explore the infinite possibilities of synclastic and anticlastic forming with the expert guidance of international specialist Cynthia Eid. Synclastic and Anticlastic forming makes metal strong and flexible, ideal for jewellery, flatware, and vessels. You will work on a jewellery scale to save time in this course, but the techniques also apply to larger scale work. Anticlastic and Synclastic "Shellforming" techniques allow you to create complex 3D structures from a single sheet of metal of any shape. You will learn how to transform a flat piece of metal into elegant fluidity, seamlessly combining concave and convex curves. Synclasting can create domes for brooches, bracelets, bowls, and more. Anticlasting can be used to create open forms for jewellery or sculpture, as well as spiculums (tube of varying diameters). The flexibility of Shellforms allows two metal forms to be fitted together and soldered. During methodical hammering, metal is stretched or compressed, changing its form. Therefore you will also be shown how to hammer comfortably and with control; the techniques learnt will even allow beginners to hammer

for several hours at a time. After each demonstration, you may choose to practice on samples or to create finished designs. Tools will be available for use during the workshop and for purchase from the tutor if desired. This class is appropriate for students with basic metalsmithing skills as well as professionals.

Cynthia Eid is an internationally recognised metalsmith, based in the USA, who has been hammering and forming metal for over 40 years. She has won awards for creativity and design, been featured in many publications and exhibited extensively. She is co-writing a book about Shellforming with Betty Helen Longhi, Michael Good will write the forward; the publisher is Tim McCreight's Brynmorgen Press.



Joanna Reed

ARGENTIUM SILVER: FUSING, SOLDERING & GRANULATION MASTERCLASS

Tutor: Cynthia Eid

Course fee: £485

Date: 11-15 July

This course is a fantastic opportunity for you to discover how to use an innovative new metal for your work with the guidance of renowned Argentium Silver specialist Cynthia Eid. Argentium Sterling is an alloy that is at least 92.5% pure silver, it does not firescale, is highly tarnish resistant, is more malleable and ductile than traditional sterling, fuses and welds more easily than traditional sterling, and can be hardened using a kitchen oven or kiln. During this course you will learn a variety of techniques including annealing, soldering, fusing and hardening Argentium Sterling Silver sheet and wire. Argentium Sterling has superb fusing qualities and demonstrations will include fusing granules to sheet, sheet to sheet, wire to wire, and gold to Argentium Sterling. Argentium Sterling is also a wonderful material to use for Keum Boo, (ancient Korean gilding technique used to apply thin sheets of 24K gold to silver with heat and pressure) since the surface doesn't need to be heated and pickled as extensively as traditional sterling prior to application of the gold foil, which the tutor will also demonstrate during the course. Following demonstrations, you will have

time to make your own technical samples and/or finished jewellery projects during the course. This class is appropriate for students with basic metalsmithing skills as well as professionals.

Course places are limited.

Cynthia Eid is an internationally recognised metalsmith who has been working with Argentium Silver alloys since the year 2000 and she is the author of the **Technical Guide to Argentium Sterling** used by Rio Grande. Cynthia has won awards for creativity and design, exhibited and taught internationally, and her work is published extensively. Her articles about Argentium Silver have been published by the Society of North American Goldsmiths in **SNAG News and Art Jewelry** magazine.

Abby Wainman



CAD RHINO: AN INTRODUCTION

Tutor:

Paul Yeomans

Course fee: £345

Date: 1-3 August

Familiarise yourself with a reasonably priced Computer Aided Design (CAD) software package suitable for jewellers and other creative industries. During this course you will cover the creation of 2D lines and curves to produce 3D surfaces and solid models for client presentation, digital model making and/or manufacture. You will concentrate on common and industry specific modelling techniques to generate a true 3D representation of your design and you will build your skills using step-by-step practical tutorials and

tutor guidance. This course also covers Flamingo Rendering and Tech Gems. No previous CAD experience is necessary.

Paul Yeomans is a CAD/CAM technologist at the Jewellery Industry Innovation Centre who specialises in Rhino Software. Prior to joining the team over five years ago he worked as a CAD technician in industry. Paul is often engaged to teach at the School of Jewellery on specialised CAD and Rapid Prototyping courses.

CAD RHINO GOLD FOR JEWELLERS: AN INTRODUCTION

Tutor:

Paul Yeomans

Course fee: £175

Date: 4 August

Rhino GOLD is Jewellery specific Computer Aided Design (CAD) software addition for use with CAD Rhino which has been developed specifically to assist professional jewellers increase productivity, automate repetitive design tasks and produce photorealistic presentation scenes for clients or promotional materials. During this course you will be shown how to use the new GOLD features which include library of frequently used jewellery model components, gem tools, ring tools, design tools, weight tools and art tools, all whose features have been developed

and tailored for jewellery industry design and rapid prototyping. It is essential that you have basic knowledge of CAD or have completed the CAD Rhino Introduction course before attending this course.

Paul Yeomans is a CAD/CAM technologist at the Jewellery Industry Innovation Centre who specialises in Rhino Software. Prior to joining the team over five years ago he worked as a CAD technician in industry. Paul is often engaged to teach at the School of Jewellery on specialised CAD and Rapid Prototyping courses.

CAD INTRODUCTORY DAY

See page 31

COLOURFUL RESIN JEWELLERY: COLD ENAMEL, MOULD MAKING & CASTING

Tutor: Clare John
Course fee: £350
Date: 1-3 August

Introduce gorgeous colour easily to your work by using resin and learn how to produce wonderful finishes similar to vitreous enamel without the use of expensive machine, resin is ideal for those working on a small scale. During the course the tutor will demonstrate how to make moulds from RTV silicone and cast pieces in resin, and you will be able to mix your own colours and produce special effects. The resins (Cold Enamels) are non-toxic and odourless and you will use two types during the course; Liquid resin for recessed flat pieces and Gel resin for recessed rings and bangles. The finishing techniques for both resins, including cutting back, cleaning and polishing will be covered as will the remedy of any problems. You will also be shown how to cast resin in moulds and embed objects in resin. You may bring samples of work to practice the techniques and information about the sample type will be supplied prior to the course, the tutor will also supply plated blanks for your use.

Clare John has been a practising jeweller for over 30 years and she runs her own successful jewellery business. She specialises in using different forms of resin in her work and she has recently discovered a new supplier of high quality resin products. Clare also uses her expertise in the use of resin to undertake consultancy and training work in the jewellery and associated industries as well as occasionally teaching for the School of Jewellery in her area of expertise.



CREATE SILVER CHAINS

Tutor: Aleks Dille

Course fee: £160

Date: 12 July

This fun one day course will offer you the opportunity to create unique handmade silver chains which can be worn alone or used to enhance or complete jewellery pieces. Chain Making is an enjoyable and satisfying aspect of jewellery making and easily mastered once you have been shown the basic techniques. During this

course, you will learn to make links and produce attractive chains of different styles, some with the incorporation of beads. By the end of the day, you will have made several chains of different styles, using the methods you have practised. This course is suitable for anybody who would like to make metal chain and no previous knowledge of jewellery making is required. All materials are included.

Aleks Dille is a professional jewellery designer/maker with his own successful business which he started in 1997, he specialises in all aspects of jewellery making including soldering, stone setting, polishing, CAD/CAM, jewellery repairs and jewellery design and he undertakes private and trade commissions. Aleks also teaches HND Jewellery Making and Design on the full time Gemmology Course at the School of Jewellery.



Amy Duggan

DECORATIVE SILVER BEADS FROM PRECIOUS METAL CLAY (PMC)

Tutor:

Amy Surman

Course fee: £175

Date: 27 June

Explore the current trend for beaded jewellery by using all forms of Silver Precious Metal Clay (PMC) to create a personal collection of fabulous silver beads which can be threaded onto a bracelet or necklace. PMC is non-toxic clay-like material made of fine silver particles and organic material which when fired will leave pure silver suitable for hallmarking. During the course you will learn how to create hollow beads using wood clay and dry construction beads using lump form clay as well as creating texture and pattern using sheet and syringe PMC. You will also learn how to embellish beads with cubic zirconias and how to fire and finish your beads. Creating decorative silver beads will highlight how Precious Metal Clay can be used in an imaginative and innovative way for future jewellery making projects. No previous knowledge of jewellery making is required. A £50 silver PMC materials kit is included in the course fee. **Those attending this course may also find our Fabulous Bead Jewellery course of interest.**

Amy Surman is a practising jeweller, trained silversmith and experienced tutor with her own bead shop and jewellery studio in Oxford. She specialises in traditional silver jewellery, precious metal clay, beading and lampwork glass beads in her own contemporary jewellery designs which has enabled her to develop a range of classes specialising in the use of beads, precious metals, PMC and their combination to create individual one-off pieces.



Rebecca Slim

DIAMOND AWARENESS

Tutor:

Grenville
Millington FGA

Course fee: £155

Date: 1 August

See and handle graded Diamonds to understand how the grades differ in this exciting one day course, ideal for those working in the jewellery trade or for diamond enthusiasts who require a brief introduction to the grading of polished diamonds. During the day the tutor will explain what is involved in grading polished diamonds for colour, cut and clarity and explain other factors to be considered for GIA and other grading laboratories' written reports. You will be provided with an extensive set of course notes, which you will retain.

Grenville Millington has extensive experience as a tutor for the Retail Jewellery Diploma and FGA gemmology courses and is a regular contributor to the Gemmological Associations **Gem and Jewellery** magazine. He has run his own independent gem testing and diamond grading business, and has extensive Jewellery trade knowledge and expertise.



DIAMOND GRADING PRACTICAL G*A CERTIFICATE EXAM COURSE

Tutors:

Kate Hopley
FGA.DGA.GG

Course fee: £1100
(Includes Exam Fee)

Date: 20-28 July

Take this unique opportunity to enrol on a worldwide recognised course available only through one of the Gemmological Association of Great Britain's (Gem*A) Accredited Teaching Centres. This course follows the Diamond Grading Practical Certificate course programme as set out by the Gem*A, culminating in an examination, success in which will earn you a diamond industry internationally recognised Gem*A Gem Diamond Practical Grading Certificate. This certificate will also allow exemption from the practical component of the Gem*A Diamond Diploma course. During the course you will cover all practical aspects of grading a diamond for clarity, colour and cut (to international standards) as recognised within the jewellery trade, plus the skills required to distinguish a diamond from a simulant using only a 10x lens and a lamp. On the final day, a three-hour practical examination is set which will be marked externally by Gem*A examiners. The exam fee is included within the course fee, which also covers all course notes and materials as provided by Gem*A. Any other necessary equipment will be provided. No previous experience of

Diamonds is required. Course places are limited to eight. **For this course a non-refundable deposit of £500 is required when booking your place. Refer to our booking conditions for full details.**

Kate Hopley has been a Fellow (FGA) of Gem*A (the Gemmological Association of Great Britain) since 1996, a holder of the Gem*A's Diamond Diploma (DGA), since 1997 a correspondence tutor for the Gem*A, a qualified Graduate Gemmologist (GG) of the GIA. Kate originally studied at the School of Jewellery, Birmingham and has been teaching since 1997, predominately at the School where she is now course director of Gemmology. Kate's speciality is training students to FGA and DGA level achieving a sound track record of student pass rates, and production and delivery of courses to the trade.

Kate recently completed a course in diamond polishing in Hatton Garden and regularly attends international workshops.



EASI-WELD PUK 3: MASTERCLASS

Tutor:

Josh Kindness /
Sutton Tools

Course fee: £95

Date: 28 June

This course introduces you to new ways of achieving solderless, seamless welds on all precious metals, stainless steel, titanium, bronze, copper and tin without the need for large and potentially expensive laser welding equipment. You will learn how to create simple joints, weld different materials together and use repair techniques including those next to gemstones. The tutor will also show you how the Easi-Welder can be used to enhance your creativity and aid

in the design process. This course will be suitable for those who have never had the opportunity to use an Easi-Welder before and will also be an aid to enhance the skills of jewellers who already own a machine. Sutton Tools will be offering you a £95 discount on the cost of a new machine.

Josh Kindness is a Jewellery trade specialist technology trainer for the Lampert PUK 3 Easi-Welder.

EMERGING TRENDS: EXPLORE AND EXPLOIT FOR YOUR BUSINESS

Tutor:

Kate Thorley /
Nest Creates Ltd

Course fee: £155

Date: 5 July

On this interactive workshop you will learn how to identify and interpret emerging trends and develop this information into winning designs. This one day course will start with a short seminar covering where trends emerge from, how to map them as they develop and the influence they have over consumers. You will then be shown how to do this for yourself by mapping some of the current trends as a group. Finally, you will be provided with the tools to filter out the information relevant to your own customer and to use this information in an appropriate, saleable design.

Kate Thorley is co-founder of Nest Creates Ltd, a contemporary jewellery design and manufacturing business with a focus on one-of-a kind bespoke jewellery. After graduating from the School of Jewellery in Birmingham, Kate has worked extensively in the jewellery trade before joining Zoe Phillips at the Jewellery Industry Innovation Centre, where they became a celebrated design team. After dedicating several years as a design and new product development specialist to the jewellery trade Kate is now using her creative talents within her own successful business.

ENAMELLING JEWELLERY: ONE-DAY INTRODUCTION

Tutor:

Tamizan Savill

Course fee: £155

Date: 25 July

You will find this course an ideal starting point if you would like to learn how Vitreous Enamel can add vibrant colour to your jewellery. The basic techniques of enamelling will be demonstrated such as preparation of metals, and firing enamels, including blending and layering colours and some specialised finishes. Students will complete a sample piece of enamelling during the course and the tutor will also discuss how you should consider incorporating your ideas for using enamel in a piece of jewellery at the design stage.

Tamizan Savill has her own jewellery business in Bristol specialising in enamelled work and she has a wide range of teaching experience. She has exhibited her work internationally and she is a member of the Association for Contemporary Jewellers and the Guild of Enamellers, she has also completed several commissions including pieces for Bristol Cathedral and Macrorie House Museum in Maritsburg, South Africa.



FABULOUS BEAD JEWELLERY

Tutor:

Amy Surman

Course fee: £395

Date: 28 June-
1 July

This new exciting and informal four day course will provide you with a wealth of ideas for creating different styles of fabulous beaded jewellery. You will use a variety of beading techniques; Beadweaving, using classic stitches and seed beads; Wireworking to create loops, head pins, and decorative components and you will be shown how to combine them with beads to make a striking piece of jewellery. The course will also cover the use of crimps and beading cords and simple knotting for strung jewellery.

On the final day you will work on your own project to create a unique piece of jewellery using

a combination of the beading methods you have practised and the tools you have used. The tutor will bring a large selection of beads and beading materials for you to select from and work with during the course. Depending on your individual project you should allow £40 for optional purchases and you may bring your own beads if you wish. This course is perfect for those wishing to start making jewellery without using traditional metal working techniques. **Those attending this course may also find our Decorative Silver Beads from Precious Metal Clay course of interest.**

Amy Surman is a practising jeweller, trained silversmith and experienced tutor with her own bead shop and jewellery studio in Oxford. She specialises in traditional silver jewellery, Precious Metal Clay, beading and lampwork glass beads in her own contemporary jewellery designs, which has enabled her to develop a range of classes specialising in the use of beads, precious metals, PMC and their combination to create individual one-off pieces.



Chloe Romanos

GEMMOLOGY BASICS

Tutor:

Kate Hopley
FGA.DGA.GG

Course fee: £350

Date: 11-13 July

This intensive course offers a unique and fascinating opportunity for anyone working in workshops or retail to learn basic practical gem identification and Gemmological Association (Gem*A) standard gem testing methods using equipment such as the 10x lens, polariscope and refractometer. Following the principles set out by the Gemmological Association, you will learn the basic identification skills to help you distinguish between natural, synthetic and imitation gems. It is very much a hands-on course, with all necessary equipment being provided. This course is ideal for use as a stepping stone between Gem*A's more theoretical Foundation Practical Certificate and the Gemmology Diploma Course. Course notes will also be provided by the tutor. No previous experience of Gemmology is required.

Kate Hopley has been a Fellow (FGA) of Gem*A (the Gemmological Association of Great Britain) since 1996, a holder of the Gem*A's Diamond Diploma (DGA), since 1997 and a correspondence tutor for the Gem*A, a qualified Graduate Gemmologist (GG) of the GIA. Kate originally studied

at the School of Jewellery, Birmingham and has been teaching since 1997 predominately at the School where she is now course director of Gemmology. Kate's speciality is training students to FGA and DGA level, achieving a sound track record of student pass rates, and production and delivery of courses to the trade. Kate recently completed a course in diamond polishing in Hatton Garden and regularly attends international workshops. **Those attending this course may also be interested in our Valuation & Appraisal of Jewellery short course.**



Patrik Eriksson

GEMSTONE OR GLASS: WHAT ARE YOU BUYING?

Tutor:

Kate Hopley
FGA.DGA.GG

Course fee: £155

Date: 19 July

Gemstones are fascinating and can captivate potential buyers and this course has been designed specially for those who are interested in buying gemstones, but who have little or no knowledge in this area and need some advice. During the course you will receive basic guidance to ensure that the gemstone you purchase is not simply a piece of glass. Whilst this course does not endeavour to make a Gemmologist of you in one day, it is surprising how much you can learn in this limited amount of time. You will be taught the knowledge and skills needed to know what to look out for and what to avoid when buying gems. This course will

prove to be invaluable for anyone whose business or pastime involves the buying of gemstones. No previous experience of Gemmology is required.

Kate Hopley has been a Fellow (FGA) of Gem*A (the Gemmological Association of Great Britain) since 1996, a holder of the Gem*A's Diamond Diploma (DGA), since 1997 and a correspondence tutor for the Gem*A, a qualified Graduate Gemmologist (GG) of the GIA. Kate originally studied at the School of Jewellery, Birmingham and has been teaching since 1997 predominately at the School where she is now course director of Gemmology. Kate's speciality is training students to FGA and DGA level, achieving a sound track record of student pass rates, and production and delivery of courses to the trade. Kate recently completed a course in diamond polishing in Hatton Garden and regularly attends international workshops. Those attending this course may also be interested in our Valuation & Appraisal of Jewellery short course.



JEWELLERY: CATCHES CLASPS & CLIPS MASTERCLASS

Tutor:

Richard Witek

Course fee: £435

Date: 18-22 July

One-off commissions often require an individual approach to the design of fastenings and this valuable course has been designed to cover the techniques and methods used in constructing catches, clasps and clips for items such as bracelets, brooches, earrings, necklaces, and cufflinks. Due to the nature of this course it is suitable only for those who have already acquired intermediate level workshop skills. You will be required to provide your own precious metals and supplier information will be provided.

Richard Witek has run his own successful jewellery business in the West Midlands for many years; he has more than 30 years of extensive trade experience and industry knowledge as well as a wide range of teaching experience. Richard is often engaged to teach at the School of Jewellery on a variety of projects involving his areas of expertise.



JEWELLERY: FINE TECHNIQUES

Tutor:

Richard Witek

Course fee: £435

Date: 25-29 July

* SPECIAL OFFER
10% discount if
you book a place
on this course
and the Polishing
for Jewellers &
Silversmiths short
course.

This essential course is designed to provide practical understanding and knowledge for those wishing to develop their professional making skills further. It will cover techniques and methods for hand-made jewellery, model making, diamond mounting, and jobbing jewellery. This hands-on course will also include trouble-shooting and demonstrations and it is aimed at the designer/maker, in-house jeweller or model maker therefore it is essential you have an intermediate or advanced level of skill in order to attend. You will be required to provide your own precious metals, details and supplier information will be provided prior to the course.

JEWELLERY: ILLUSTRATION FOR COMMUNICATON

Tutor: Zoe Phillips

Course fee: £155

Date: 6 July

Communicating your jewellery design ideas is essential for every successful business, whether you need to use illustrations to communicate a commission idea with a customer, accurately explain a technical issue to a trade supplier, promote your design ideas through a portfolio or create a stunning image for a competition entry. This course aims to help you develop your

Richard Witek has run his own successful jewellery business in the West Midlands for many years; he has more than 30 years of extensive trade experience and industry knowledge as well as a wide range of teaching experience. Richard is often engaged to teach at the School of Jewellery on a variety of projects involving his areas of expertise.

Holly Cattel



drawing skills, you will be shown how to produce elegant hand-rendered jewellery illustrations of metal and gemstones, how to produce a realistic quick and readable sketches and how to produce a drawing for a portfolio or presentation.

Zoe Phillips is a co-founder of Nest Creates Ltd, a contemporary jewellery design and manufacturing company with

a focus on unusual bespoke pieces. After graduating from the prestigious jewellery course at Edinburgh College of Art, Zoe worked in the retail jewellery trade before joining Kate Thorley at the Jewellery Industry Innovation Centre (JIIC), where

they became a celebrated design team. After dedicating several years, as a design and new product development specialist to the jewellery trade Zoe, is now using her creative talents within her own successful business.

JEWELLERY MAKING FOR BEGINNERS

Tutor:

Carlton Campbell

Course fee: £425

Date: 4-8 July

*** SPECIAL OFFER**

10% discount if you also book a place on this course and Stonesetting for Beginners or Marketing for your Jewellery Business

This is a fantastic opportunity for anyone who would like to start making jewellery to sell. This five day course will teach you basic traditional jewellery techniques such as soldering, saw piercing and filing etc and give you a wealth of hints and tips including guidance on problem solving to help you continue making after the course. You will begin practising techniques on base metals at your own pace and by the end of the course you will have produced an individual piece of silver jewellery, such as a ring or pendant, depending on your individual ability and requirements. The course includes a group visit to local suppliers, where the tutor will guide you in the purchase of materials and tools required for your individual project and provide invaluable expert advice. The cost for tools and materials is estimated at £100, however this will vary

depending on your individual needs and purchases are optional.

Carlton Campbell has more than 40 years trade experience as a jewellery moulder, including working for one of the country's leading regalia jewellers who manufacture many bespoke handmade jewels for large organisations and individuals. His vast industry experience has enabled him develop our Jewellery for Beginners course during the last few years, which specialises in instilling confidence and conveying essential practical skills to beginners, combined with introductions to useful trade suppliers in order to provide a sound foundation for a new small jewellery business, he also recently launched a jewellery workshop and classes at his base in East Anglia.

MARKETING FOR YOUR JEWELLERY BUSINESS

Tutors:

Kate Thorley /
Nest Creates Ltd

Course fee: £155

Date: 18 July

Learn the essential skills and knowledge needed to save you time and money, by developing a marketing strategy for your jewellery business, whatever stage it is at. Over this one day course you will be given an overview of the marketing and promotional techniques necessary to run a successful business. A variety of working tools will be used to generate ideas for your own business identity, your target market and methods of presenting a polished and professional approach using best business practise.

Kate Thorley is co-founder of Nest Creates Ltd, a contemporary jewellery design and manufacturing business with a focus on one-of-a kind bespoke jewellery. After graduating from the School of Jewellery in Birmingham, Kate has worked extensively in the jewellery trade before joining Zoe Phillips at the Jewellery Industry Innovation Centre, where they became a celebrated design team. After dedicating several years; as a design and new product development specialist to the jewellery trade, Kate is now using her creative talents within her own successful business.

POLISHING FOR JEWELLERS & SILVERSMITHS: MASTERCLASS

Tutor:

Stephen M
Goldsmith

Course fee: £375

Date: 28-30 June

Precision metal polishing, often underrated in the industry is one of the skills that can make or break in minutes a piece that has taken hours to make. Stephen M Goldsmith, a jewellery and silver polisher with over 36 years experience, will teach you some of the tips and techniques of the trade that will help you improve your skills, enabling you to obtain a more professional finish to your work. You will cover traditional methods, machinery techniques and look at both

the theory behind the methods as well as giving you practical experience. Preparation for a professional finish, hand polishing, burnishing and the use of abrasives will also be covered as will the usage of various tools such as leather, felt, brushes and mops to achieve a variety of finishes. Antique restoration techniques and the care of polished silver are also included. Important note: No sample jewellery items will be available for you to practise on, it is essential you bring your own.

Continued
**POLISHING FOR
JEWELLERS &
SILVERSMITHS:
MASTERCLASS**

PLEASE NOTE:
Course places are
limited to six.

*** SPECIAL OFFER**
10% discount if
you book a place
on this course
and the Polishing
Platinum &
Palladium
Masterclass or the
Jewellery: Fine
Techniques short
course.

This course is suitable for students with jewellery and silversmithing skills, or those wishing to extend their knowledge from other disciplines such as design and sculpture.

Please note: Despite the use of extraction it is inevitable that some dust particles will be in the air and anyone with a medical condition should consult their doctor before reserving a place on this course.

Stephen M Goldsmith began polishing at Rochester College of Art, followed by a four year apprenticeship at C Vander of Hatton Garden. He has worked for Stuart Devlin and Nayler Brothers (workshop for Garrards the Crown Jewellers) supervising silversmithing projects. Stephen started his own business in 2003, advising the Royal Army and Buckingham Palace on the care of their special silver pieces, has worked in the Tower of London Jewel

house and is currently working with West End jewellers such as Theo Fennell, Asprey and Garrards. Stephen is a fellow of the Institute of Professional Goldsmiths and has judged the polishing section for Goldsmiths' Craft and Design Council's Awards. **This course is one of our most popular, please book early to avoid disappointment.**



POLISHING PLATINUM AND PALLADIUM: MASTERCLASS

Tutor:

Stephen M
Goldsmith

Course fee: £175

Date: 1 July

PLEASE NOTE:

**Course places are
limited to six.**

*** SPECIAL OFFER**


10% discount if
you book a place
on this course
and the Polishing
for Jewellers
and Silversmiths
Masterclass

The polishing techniques for Platinum and Palladium are completely different to traditional precious metals therefore a different set of rules apply in order to achieve the perfection that customers expect. Take advantage of this essential one day course and learn how to polish two of the most difficult precious metals. Palladium is a new precious metal which started being hallmarked July 2009 and it is expected to become more popular as it offers the look of platinum but not the cost, therefore this is an ideal opportunity to learn a new technique for a new material and Stephen Goldsmith will use his vast trade experience in polishing to reveal the secrets of the ultimate finish to you, during the course. You will be required to prepare your items to polish in advance of the course, the tutor will send you instructions regarding this prior to the course, therefore this course is suitable for experienced makers only.

Important notes: a) No sample jewellery items will be available for you to practise on, it is essential you bring your own platinum and palladium items; b) You

must bring your own bring platinum files & paper; c) You will also be required to purchase some specialist polishing materials/tools in advance which you will need after the course and you should allow approximately £100 for this, the tutor will provide full details prior to the course.

Stephen M Goldsmith began polishing at Rochester College of Art, followed by a four year apprenticeship at C Vander of Hatton Garden. He has worked for Stuart Devlin and Nayler Brothers (workshop for Garrards the Crown Jewellers) supervising silversmithing projects. Stephen started his own business in 2003 advising the Royal Army and Buckingham Palace on the care of their special silver pieces. He has worked in the Tower of London Jewel house and is currently working with West End jewellers such as Theo Fennell, Asprey and Garrards. Stephen is a fellow of the Institute of Professional Goldsmiths and has judged the polishing section for Goldsmiths' Craft and Design Council's Awards.



Harriet Scott

SELL JEWELLERY SUCCESSFULLY: ESSENTIAL PRODUCT KNOWLEDGE

Tutor: David Byrne
Course fee: £270
Date: 14-15 July

Improve your potential to increase jewellery sales by learning essential jewellery product knowledge. Selling jewellery is not as straightforward as it seems, the variety, complexity and range of products now available in jewellery retail and the vast number of competitors mean that sales opportunities can be lost due to the lack of accurate product information and mistakes can be costly. This course will enable you to update and increase your jewellery knowledge in areas such as hallmarking, diamonds, gemstones and precious metals which will give you the confidence to firstly determine exactly what your customer's requirements are, then make an informed and convincing sale.

This course is also ideal preparation to develop the skills required for our Valuation and Appraisal of Jewellery short course.

David Byrne originally studied at the School of Jewellery in Birmingham. He has a Retail Jewellery Diploma and became a Fellow of the Gemmological Association in 1990. He is also a member of the Institute of Registered Valuers (IRV) and has been in the jewellery trade for many years. David is now an independent jewellery valuer currently working for local auction houses as an antique jewellery valuer and he also provides expert insurance valuations for modern jewellery retailers. David also occasionally teaches at the School of Jewellery on courses covering his area of expertise.

SILVERSMITHING: AN INTRODUCTION

Tutor:

Stephen Fisher

Course fee: £395

Date: 4-7 July

* SPECIAL OFFER

10% discount if you book a place on this course and Jewellery for Beginners.

Silversmithing is the traditional practise of making metal vessels, spoons and boxes etc, using metal forming methods. These techniques are different to those used in jewellery making and they can also be a very useful additional skills for jewellery makers. During this four day practical workshop you will be guided through the basic silversmithing techniques of blocking & planishing, raising & planishing, scoring & folding and joining with solder, using copper or gilding metal to practise on. If you wish to use silver during the course you will be required to make a local purchase with the guidance of the tutor. Specialist hammers will be provided and you may need to bring some small hand tools with you, a list will be provided prior to the course.

Stephen Fisher is a Silversmith with extensive teaching experience, he taught at the school of jewellery for over 25 years specialising in traditional silversmithing techniques, has trade experience working for Silversmith Robert Welch and he also ran his own business in the West Midlands for several years.



Savvas Mallas

STONESETTING FOR BEGINNERS

Tutor: Nigel Yates

Course fee: £435

Date: 11-15 July

PLEASE NOTE:

Due to the intensity of this course places are limited to nine.

This popular introductory course is designed for those who have little or no experience of stone-setting who wish to learn basic styles of setting and essential tool preparation and maintenance. A kit of cast silver rings and appropriate stones will be supplied to each student for practical use during the course at a cost of £65. You will be required to bring your own hand tools, a full list will be provided prior to the course. Additional stonsetting kits may be purchased if desired. By the end of the course you will have set stones into a variety of silver rings that you will be able to take home.

Nigel Yates has been working in the jewellery industry for many years and started his own jewellery business in Birmingham's Jewellery Quarter in 1984 specialising in stonsetting and laser welding. He has extensive trade knowledge and expertise, he carries out private and trade commissions and he regularly teaches specialised short courses.

This course does not cover making mounts for stones; this is an entirely different skill using traditional jewellery making techniques which are covered in our Jewellery: Fine Techniques short course.



Lauren Griffiths

STONESETTING: IMPROVE YOUR TECHNIQUES

Tutor:

John Russell

Course fee: £435

Date: 18-22 July

PLEASE NOTE:

Due to the intensity of this course places are limited to eight.

*SPECIAL OFFER

10% discount if you book a place on this course and Jewellery: Fine Techniques

This course has been specially designed for those who have already acquired basic setting skills within the jewellery industry and wish to progress to more difficult settings or those who have completed the Stonesetting for Beginners course. The tutor will provide invaluable expert advice and “tips of the trade” used by experienced stone setters, you may also



bring along problem castings/rings and discuss possible solutions with the tutor. A kit of cast silver rings and appropriate stones will be supplied to each student for practical use during the course at a cost of £65. You will be required to bring your own hand tools, a full list will be provided prior to the course. Additional stonesetting kits may be purchased if desired. By the end of the course you will have set stones into a variety of silver rings that you will be able to take home.

This course does not cover making mounts for stones; this is an entirely different skill using traditional jewellery making techniques which are covered in our Jewellery: Fine Techniques short course.

John Russell has worked in Birmingham’s jewellery trade for over 40 years, specialising in stonesetting. He has extensive teaching and jewellery industry experience and he is a regular specialist short course tutor and he undertakes private and trade commissions.

Greta Chiu

SUCCESSFUL SILVER SOLDERING

Tutor: Aleks Dille


Course fee: £155

Date: 11 July

Soldering silver is an essential technique that can be difficult and time consuming to master successfully. During this one day course you will learn how to prepare the metal (sterling silver) in the correct way by annealing, how to make a perfectly fitting form and the use of acid to clean the oxidation. Once this is done the tutor will show you how to produce a neat solder joint. You will then practise soldering metal pieces and cleaning the soldered items ready for polishing. By the end of the day you will have received many 'hints and tips of the trade' and you will have made a simple piece of silver jewellery using the methods you have practised. This course

is suitable for anyone who would like to learn how to solder with confidence. No previous knowledge of jewellery making is required.

Aleks Dille is a professional jewellery designer maker with his own successful business which he started in 1997, he specialises in all aspects of jewellery making including soldering, stone-setting, polishing, CAD/CAM, jewellery repairs and jewellery design and he undertakes private and trade commissions. Aleks also teaches HND Jewellery Making & Design on the full time Gemmology Course at the School of Jewellery.



TEXTILE TECHNIQUES IN METAL: MASTERCLASS

Tutor:


Professor
Arline Fisch

Course fee: £495

Date: 18-21 July

Use this fantastic limited opportunity to learn a variety of techniques for interlacing structures using thin sheet metals and small gauge wires, from international expert and author Arline Fisch. During this course you will make small samples of a number of processes, each sample will be a complete unit with edges and surfaces finished in a manner appropriate to the specific sample. Materials used will include copper, brass, aluminium and fine silver. You will be required to make your own local purchase if you wish to work in fine silver. No prior fibre or metalworking experience is required. **Course places are limited.**

Arline M. Fisch is Professor of Art Emerita, San Diego State University, she is an Artist/Jeweller working primarily in precious metals, exhibiting work nationally and internationally and is the author of **Textile Techniques in Metal**, published in 1975, 1996 and 2000. Arline frequently conducts intensive short-term workshops in the United States and abroad. She has lectured and exhibited widely in North America, Europe, and the Far East and her work is represented in numerous museum and private collections.



Laura Jackson

VALUATION AND APPRAISAL OF JEWELLERY

Tutor:

David Byrne
FGA, PJ. Val Dip

Course fee: £435

Date: 18-22 July

This fascinating and intensive course covers the appraisal and valuation methodology needed to give you the skills to value and appraise all types of jewellery, infill diamonds, enhanced and synthetically treated stones and you will also cover the legal requirements for these valuations. The valuing and pricing of mounts will also be included and there will be a session devoted to the latest technology for valuations, including the IBM appraiser Guild of Valuers, the Jewellers Guild programme, and the use of digital photography. 'The Valuers Guide' will be used, and you will be shown how to assess gemstone colour and how to apply the grading to universal pricing of all gemstones and pearls. Course notes will be provided for all sessions and you will have the opportunity to compile working notes which will be explained, practiced and used on all valuations. This course presumes knowledge of the jewellery industry, and will be of specific interest to retailers, auctioneers, pawnbrokers and those involved in antiques as it includes instruction, practice and practical hands-on work enabling you to build a working portfolio.

David Byrne originally studied at the School of Jewellery in Birmingham, he has a Retail Jewellery Diploma and became a Fellow of the Gemmological Association in 1990. David is a member of the Institute of Registered Valuers (IRV) and has been in the jewellery trade for many years. David is now an independent jewellery valuer currently working for local auction houses as an antique jewellery and silver valuer and he also provides expert insurance valuations for modern jewellery retailers and he is occasionally engaged to teach at the School of Jewellery on courses requiring his area of expertise.




Jennifer Corocos

CAD INTRODUCTORY DAY

We can offer a specialist CAD training day for the following software options; Artcam Jewelsmith, Jewelcad, Rhino and Solidworks.

These one day sessions for individuals or companies can be arranged at any time subject to tutor availability, please contact us if you would like a quotation for this type of course.





Legal Information

The information in this programme is intended as a general guide to Birmingham City University courses and forms no part of any contract between you and the University. Terms and conditions apply, for full details please see our prospectus or log on to: www.bcu.ac.uk/misc/legal.html

Birmingham City University Employability

Birmingham City University is committed to preparing students for successful employability and professional careers. We have an innovative approach to employability that will help you obtain an interesting and well paid graduate job.

To find out more read our Employability Statement on: www.bcu.ac.uk/courses/employability-statement

Equal Opportunities

Birmingham City University promotes equality of opportunity in respect of every aspect of its provision.

For full details of the University's Equal Opportunities Policy please log on to: www.bcu.ac.uk

RESERVATION INFORMATION AND BOOKING CONDITIONS

Making a course reservation

Reserve your
course place by
telephoning us on
0121 248 4584 to
advise your credit/
debit card details.

Short Course office
opening hours:
Mon to Thurs 9am
to 2.30pm

Course places are
allocated on a first
come first served
basis. Course
content may vary
slightly from that
described in this
brochure in order to
cater for individual
students needs.

Course fees

Course fee payments need not be paid to us immediately, however by giving us your card details you are agreeing to pay the course fee in full and attend your chosen course. We will take a payment from your card once we know your course will definitely proceed (May/June depending on your course date) and we will advise you by email when we intend to do this. This deferred payment applies only to payments made by credit/debit card. **Please note we cannot reserve you a place on any of the courses until we are in receipt of your payment details.**

Booking conditions

a) Your course may be cancelled if there are not enough reservations to make it viable. Should this occur you will be notified at least four weeks before the course start date. Should we need to cancel your course for any reason we will telephone you immediately and refund your course fee in full if a payment has already been taken. Please be aware we cannot accept any responsibility for travel or accommodation arrangements you may have made should a course cancellation occur.

b) If you need to cancel your course reservation you must give us a minimum of four weeks' notice before the course start date in writing or by email, a £175 cancellation fee is applicable to all courses (except *).

The cancellation fee will be deducted from your refund or charged to your credit/debit card if you have not yet made a card payment. No refunds will be given for cancellations of less than 4 weeks' notice, we may however be able to transfer your reservation to an alternative course, availability permitting.

*The Diamond Grading Course has a cancellation fee of £500 to cover administration and advance exam fee costs, or if your course fee is less than £175 your cancellation fee will be the same cost as your course fee.

Once your course is established as viable to proceed we will send you a letter or email confirming all the details and you will also receive:

- A map of the area.
- Student tools/materials list (If applicable).

-
- Local supplier list for tools/materials (If applicable).
 - Local Hotels/ Apartments list. We are sorry, but we are unable to provide accommodation for short course students.

Tools/materials

Many courses are of a practical nature, therefore you should make allowance for the additional cost of purchasing hand tools and/or materials if necessary, this is dependent on the individual project you have chosen to do, the course content or both. If tools or materials are required for your course, a student tool/materials list will be compiled by the tutor and sent to you in advance. In some cases materials or kits will be supplied by the tutor. If this is applicable to your course you will pay for them prior to the course and retain these, alternatively you may need to make a local purchase with the tutor's assistance. This information this will be sent to you approximately four weeks or earlier than the start date of your course. Small hand tools are not readily available from the School, all students should bring their own if they have them (eg Pliers, Files, or Piercing Saw etc).

Travelling to the School

A map of the local area will be supplied in advance.

By Rail: Birmingham New Street, Snow Hill and Moor Street Stations are around a five-minute taxi ride to the School. There is a train available direct from Moor Street Station (a five minute walk from New Street Station) to the Jewellery Quarter Station.

By Bus: Take the 101 from Livery Street by Snow Hill Station or Colmore Row by Victoria Square and get off at the 'The Clock' Frederick Street, Jewellery Quarter.

By Road: M6 to Junction 6 follow the A38/M5 to Junction 3 follow the A456 then the A450/M42 join M6 to Junction 6

Parking: There is no parking available on site, however there is a multi-storey car park located on Vyse Street (B18 6LP) which is a two minute walk to the School, or pay and display parking on local roads.

Useful Websites

www.visitbirmingham.com
www.the-quarter.com
www.schoolofjewellery.co.uk
www.jewellery-innovation.co.uk
www.bcu.ac.uk/biad

Course	Date	Tutor	Cost
3D Scanning: From Object To Computer To Model	5 July	Keith Adcock	£175
Anodised Aluminium: Explore Ideas For Colour And Texture	5-6 July	Samantha Chilton	£270
Anticlastic & Synclastic Hammering And Rasing Masterclass	18-22 July	Cynthia Eid	£485
Argentium Silver: Fusing, Soldering & Granulation Masterclass	11-15 July	Cynthia Eid	£485
Cad Rhino - An Introduction	1-3 August	Paul Yeomans	£485
Cad Rhino Gold For Jewellers: An Introduction	4 August	Paul Yeomans	£485
Colourful Resin Jewellery - Cold Enamel, Mould Making & Casting	1-3 August	Clare John	£350
Create Silver Chains	12 July	Aleks Dille	£160
Decorative Silver Beads From Precious Metal Clay (PMC)	27 June	Amy Surman	£175
Diamond Awareness	1 August	Grenville Millington FGA	£155
Diamond Grading Practical G*A Certificate Exam Course	20-28 July	Kate Hopley FGA,DGA,GG	£1100 <small>inc exams</small>
Easi-Weld Puk 3 Masterclass	28 June	Josh Kindness	£95
Emerging Trends: Explore And Exploit For Your Business	5 July	Kate Thorley/Nest Creates Ltd	£155
Enamelling Jewellery - A One Day Introduction	25 July	Tamizan Savill	£155
Fabulous Bead Jewellery	28 June-1 July	Amy Surman	£395
Gemmology Basics	11-13 July	Kate Hopley FGA,DGA,GG	£350

Course	Date	Tutor	Cost
Gemstone Or Glass - What Are You Buying?	19 July	Kate Hopley FGA,DGA,GG	£155
Jewellery: Catches Clasps & Clips Masterclass	18-22 July	Richard Witek	£435
Jewellery: Fine Techniques Masterclass	25 - 29 July	Richard Witek	£435
Jewellery: Illustration For Communication	6 July	Zoe Phillips	£155
Jewellery Making For Beginners	4-8 July	Carlton Campbell	£425
Marketing For Your Jewellery Business	18 July	Kate Thorley/ Nest Creates Ltd	£155
Polishing For Jewellers & Silversmiths: Masterclass	28-30 June	Stephen M Goldsmith	£375
Polishing Platinum And Palladium: Masterclass	1 July	Stephen M Goldsmith	£175
Sell Jewellery Successfully - Essential Product Knowledge	14-15 July	David Byrne	£270
Silversmithing - An Introduction	4 -7 July	Stephen Fisher	£395
Stonesetting For Beginners	5 July	Kate Thorley/Nest Creates Ltd	£155
Stonesetting: Improve Your Techniques	18-22 July	John Russel	£435
Successful Silver Soldering	11 July	Aleks Dille	£155
Textile Techniques In Metal Masterclass	18-21 July	Prof. Arline Fisch	£495
Valuation And Appraisal of Jewellery	18-22 July	David Byrne FGA, PJ. Val Dip	£435

Making a reservation

Reserve your course place by telephoning us on **0121 248 4584** to advise your credit/debit card details.
Short Course office opening hours: Mon to Thurs 9am to 2.30pm.

Our contact details

Dawn Meaden-Johnson

Short Course Co-ordinator

dawn.meaden-johnson@bcu.ac.uk

+44 (0) 121 248 4584

Monday to Thursday 9am to 2.30pm

Birmingham City University

Birmingham Institute of Art and Design

School of Jewellery

Vittoria Street

Birmingham

B1 3PA

England

www.schoolofjewellery.co.uk

www.bcu.ac.uk/biad

Brochure designed by BA(Hons) Visual Communication (Graphics) students.←

Led by Hannah Liggins and Anil Korotania.

Birmingham Institute of Art & Design, Birmingham City University.



Farraaq Al-Dujaili